

E-VIDYALAYA OFFLINE EXAMINATION SYSTEM

www.evidyalaya.org

DOWNLOAD SOFTWARE FROM E- VIDYALAYA PORTAL

WWW.EVIDYALAYA.ORG



Welcome

e-Vidyalaya, School & Mass Education, Odisha



0%

This is the portal for **e-Vidyalaya Project, Odisha**, enhanced to provide information regarding the performance and advent of IT-enabled academic programs in the state.

What is e-Vidyalaya?

e-Vidyalaya under ICT@School Scheme of MHRD, Government of India envisages providing of a holistic computer education programme in Government and Government Aided schools. The Scheme proposes to establish Computer hardware, software infrastructure and provide education services in the Government schools

About OKCL

Odisha Knowledge Corporation Limited (OKCL) was promoted by the Higher Technical Education Department, Government of Odisha, India and was incorporated under the Companies Act, 1956 on September 12, 2011 as a Public Limited Company under CIN. U 72200OR 2011 PLC 014185 to create new paradigm in education and development through universalization and integration of Information Technology in teaching, learning and educational management processes in particular and socio-economic transformative processes in general.


eVidyalaya Downloads

User Guides for Group Learning Process:

| | |
|----|---|
| 1. | Step 1 - Download & Install BizClient |
| 2. | Step 2 - Entry & Upload of Student Data |
| 3. | Step 3 - Installation Guide for OES |
| 4. | Step 4 - OES Group Learning |

Offline eVidyalaya Examination System for Standard 10th:

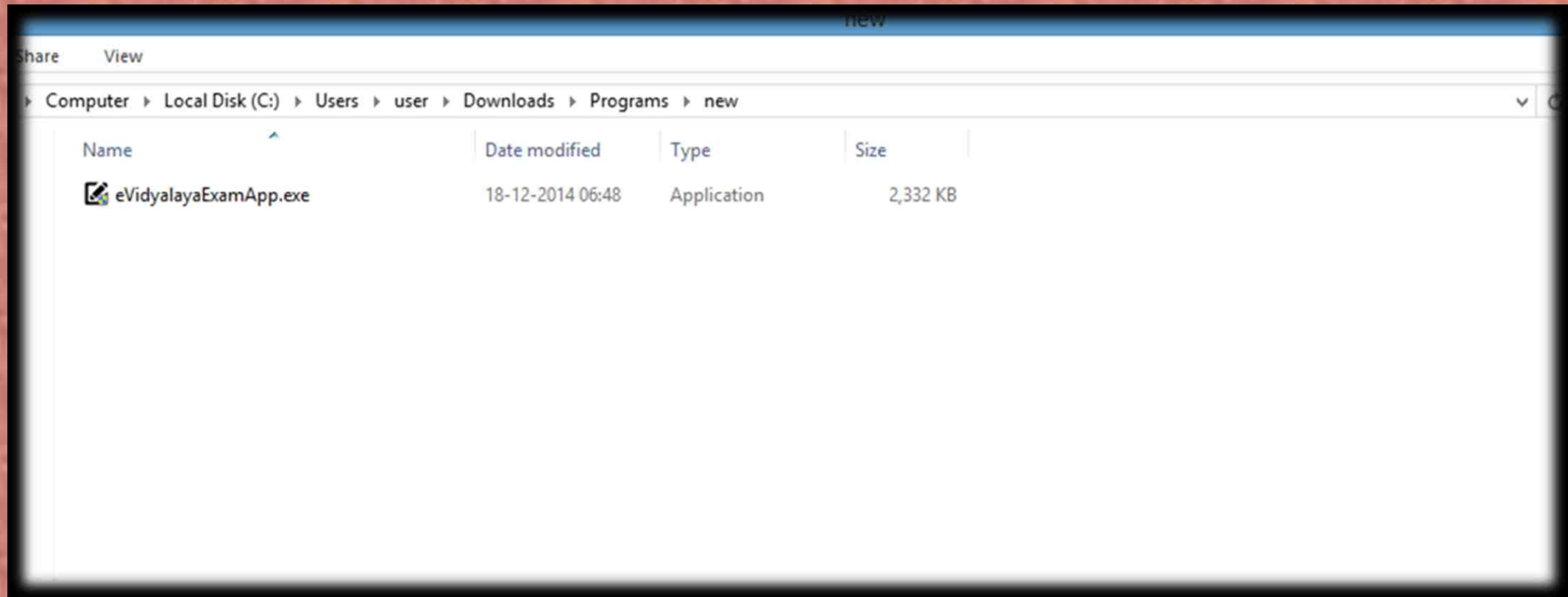
| | |
|----|---|
| 1. | User Guide for Installation & Usage |
| 2. | eVidyalaya Examination Software |

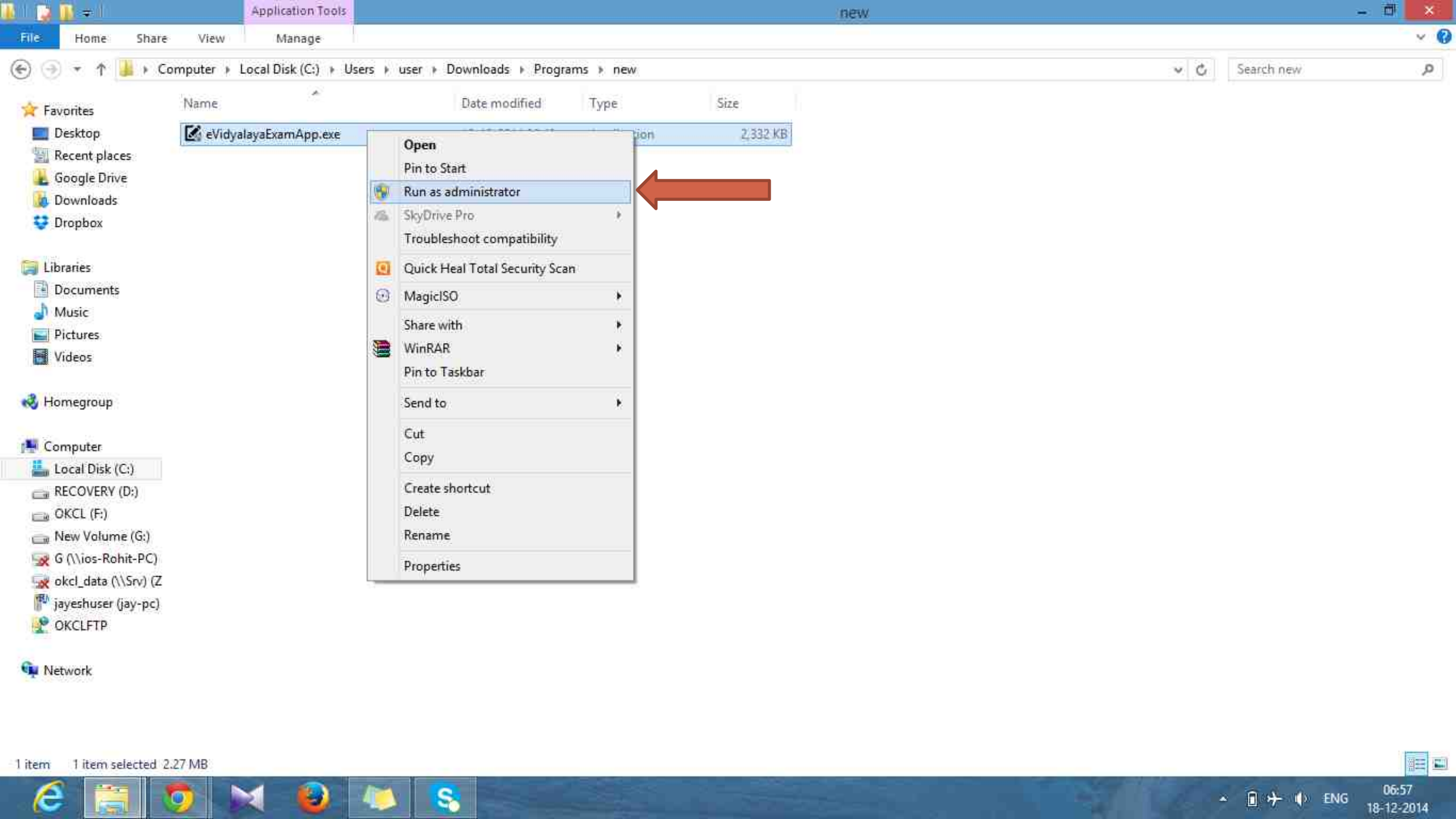


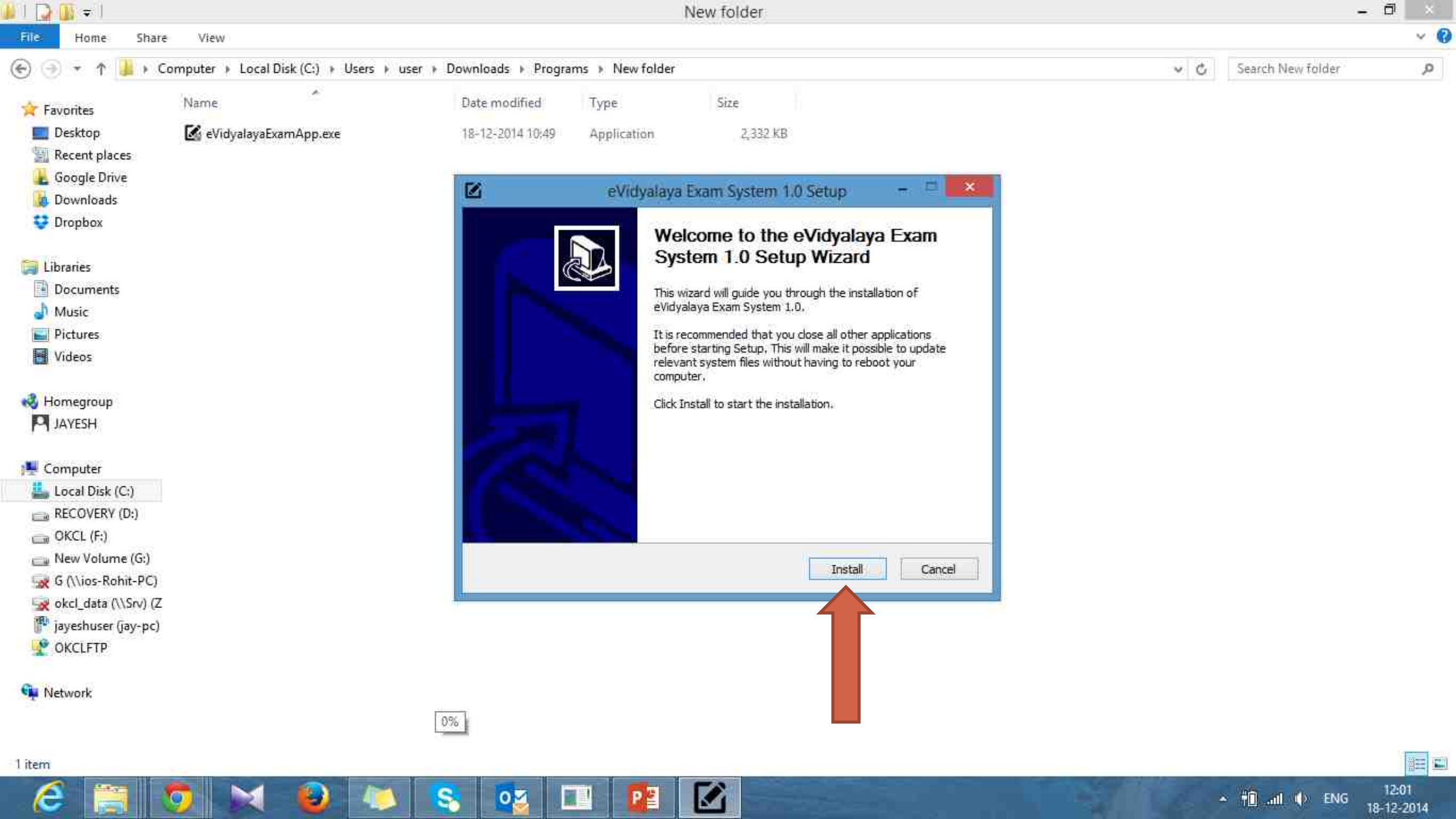
Please click here to
download the Software

INSTALLATION

- Browse to the location where the installer is download
- Right click on the file and select “Run as Administrator”
- Installation is a one-time process. You need not install the software every time







★ Favorites

- Desktop
- Recent places
- Google Drive
- Downloads
- Dropbox

Libraries

- Documents
- Music
- Pictures
- Videos

Homegroup

JAYESH

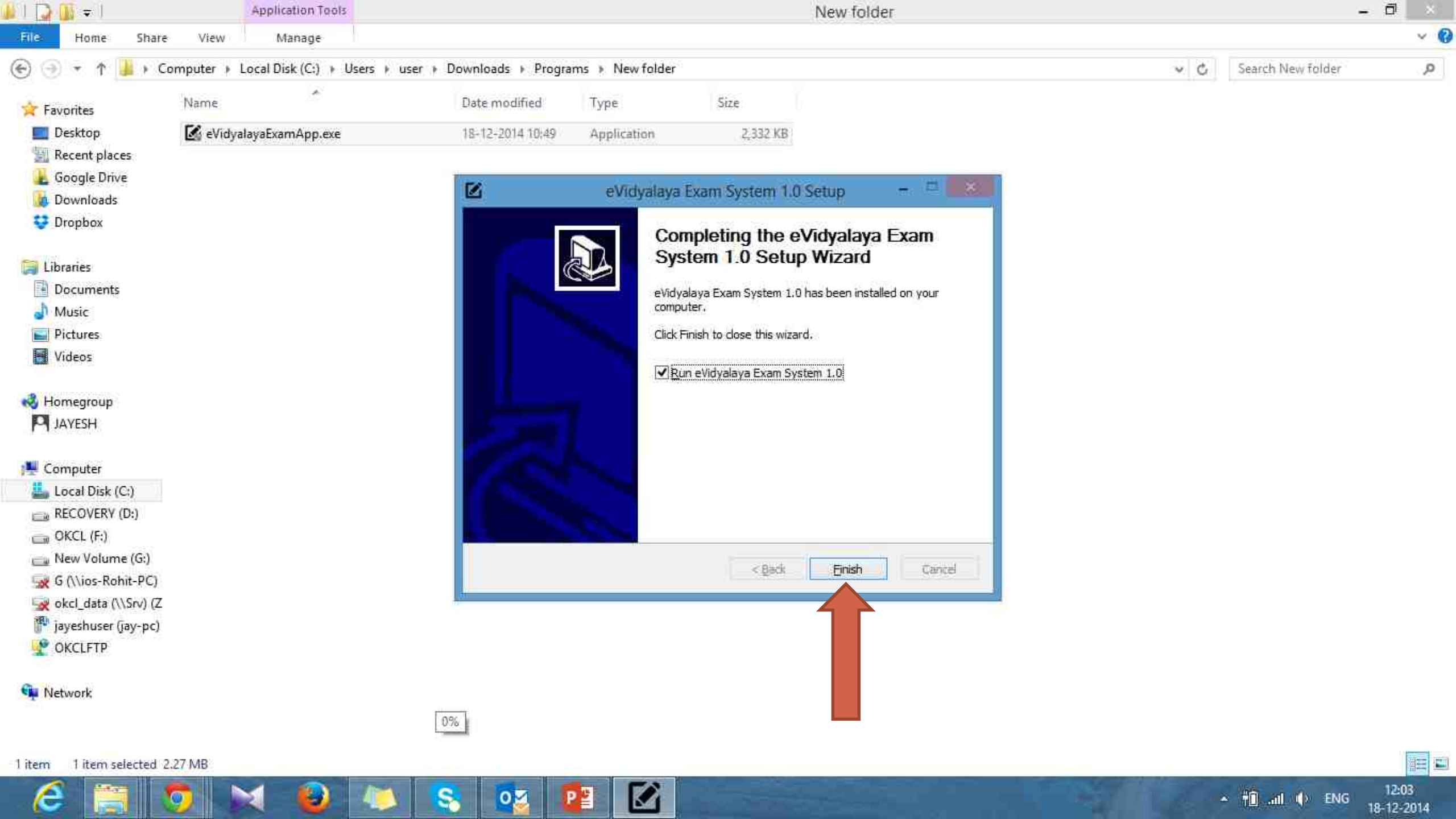
Computer

- Local Disk (C:)
- RECOVERY (D:)
- OKCL (F:)
- New Volume (G:)
- G (\ios-Rohit-PC)
- okcl_data (\Srv) (Z)
- jayeshuser (jay-pc)
- OKCLFTP

Network



0%

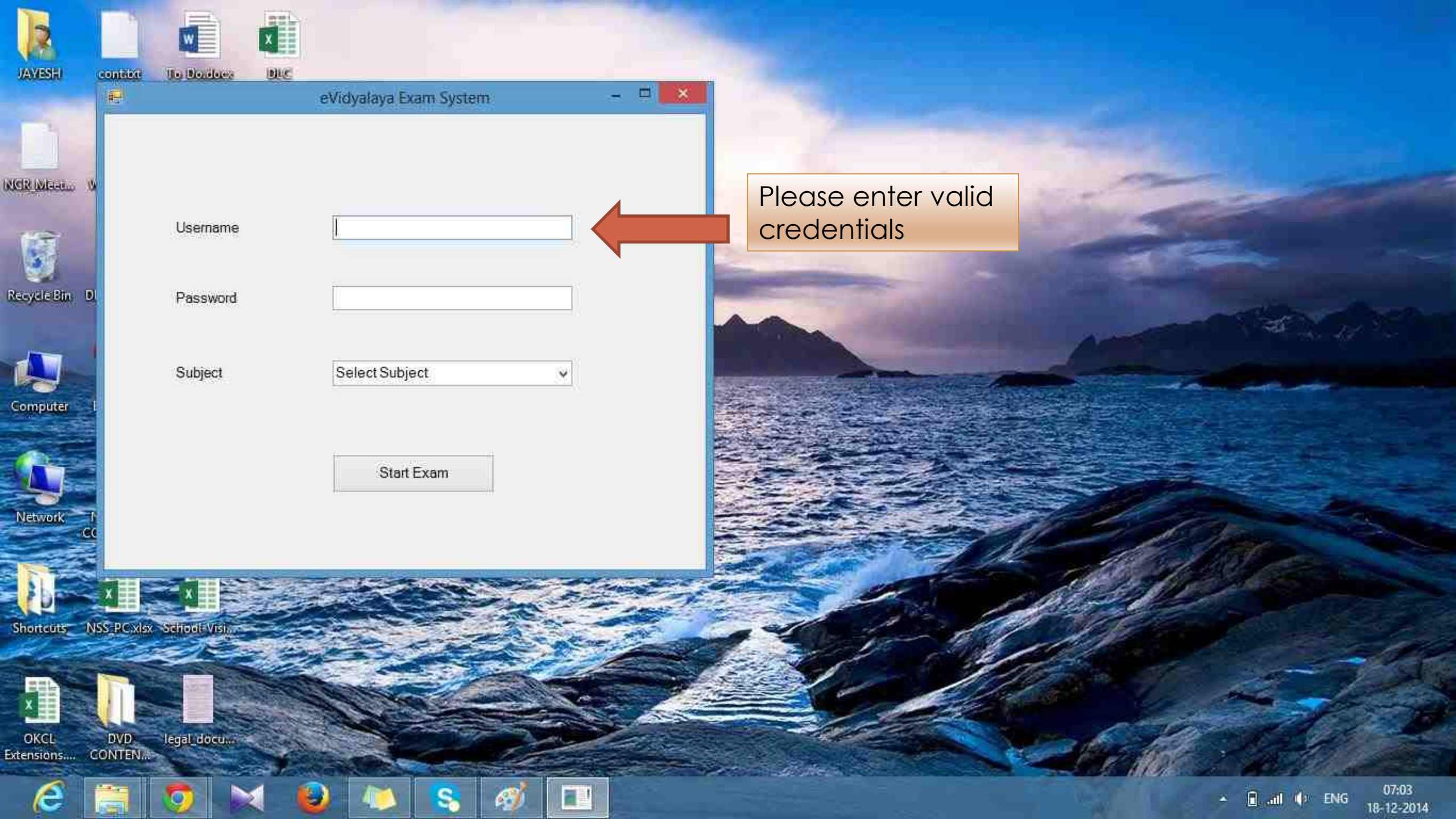


POST INSTALLATION

- Once installation is over the software will run automatically if the check box in last step is clicked as shown in the previous screen
- An icon will be created in the desktop named “eVidyalaya Exam System”. Here after you can start the examination software through this icon
- The student has to Double click on the above icon to start the examination. The application may take 1 to 5 minutes to load. Please wait
- Enter valid credentials to log in and start the examination
- The login id and password is same in the range evidyalaya1 to evidyalaya15
 - Eg: evidyalaya1, evidyalaya2, evidyalaya3,....., evidyalaya14, evidyalaya15



Double click to start.
The application may take 1 to 5 minutes to load.
Please wait till app starts. Do not click repeatedly.



eVidyalaya Exam System

contibit To Doidoox DLC

Username

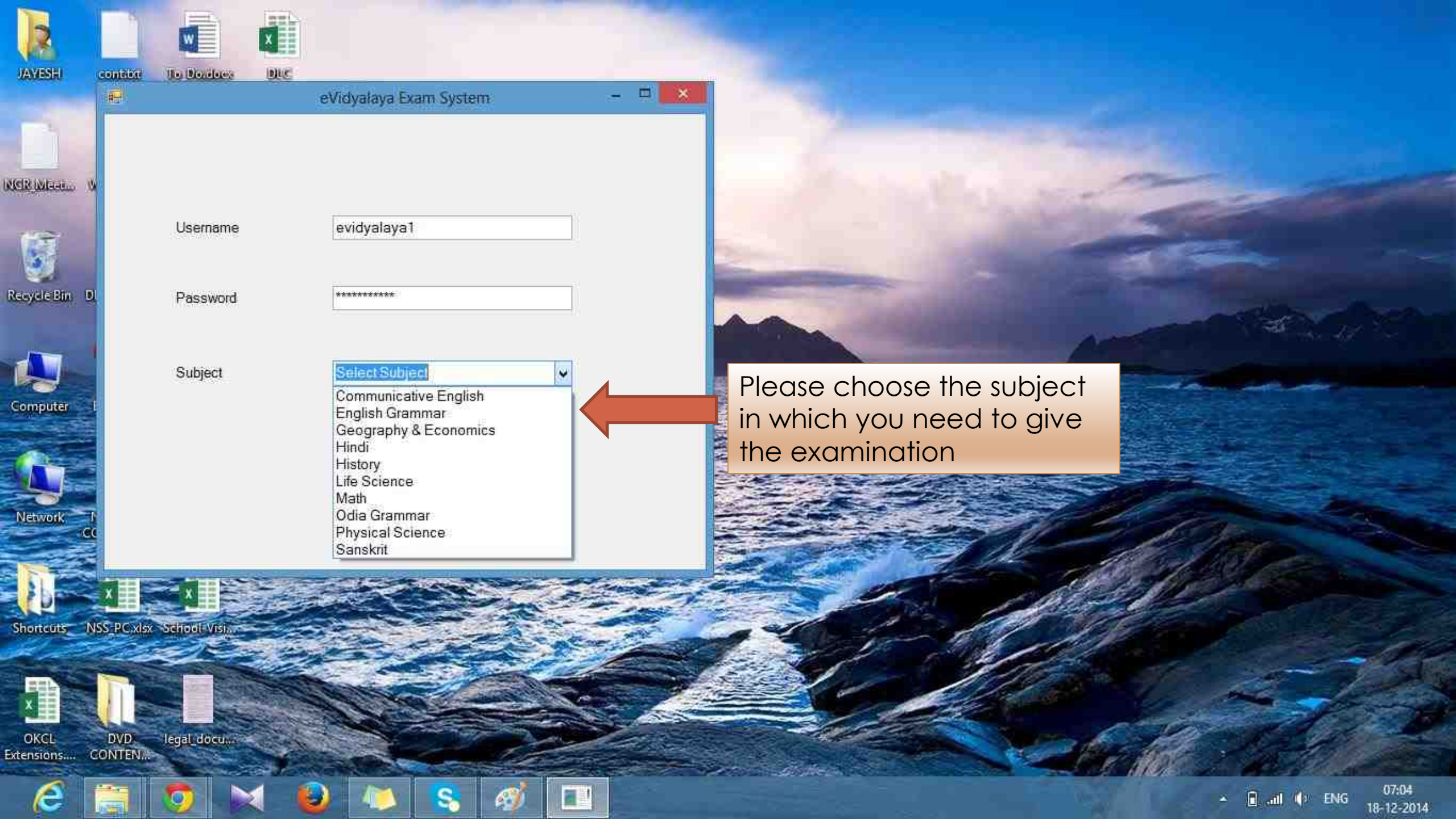
Password

Subject

Start Exam

Please enter valid credentials





eVidyalaya Exam System

Username

evidyalaya1

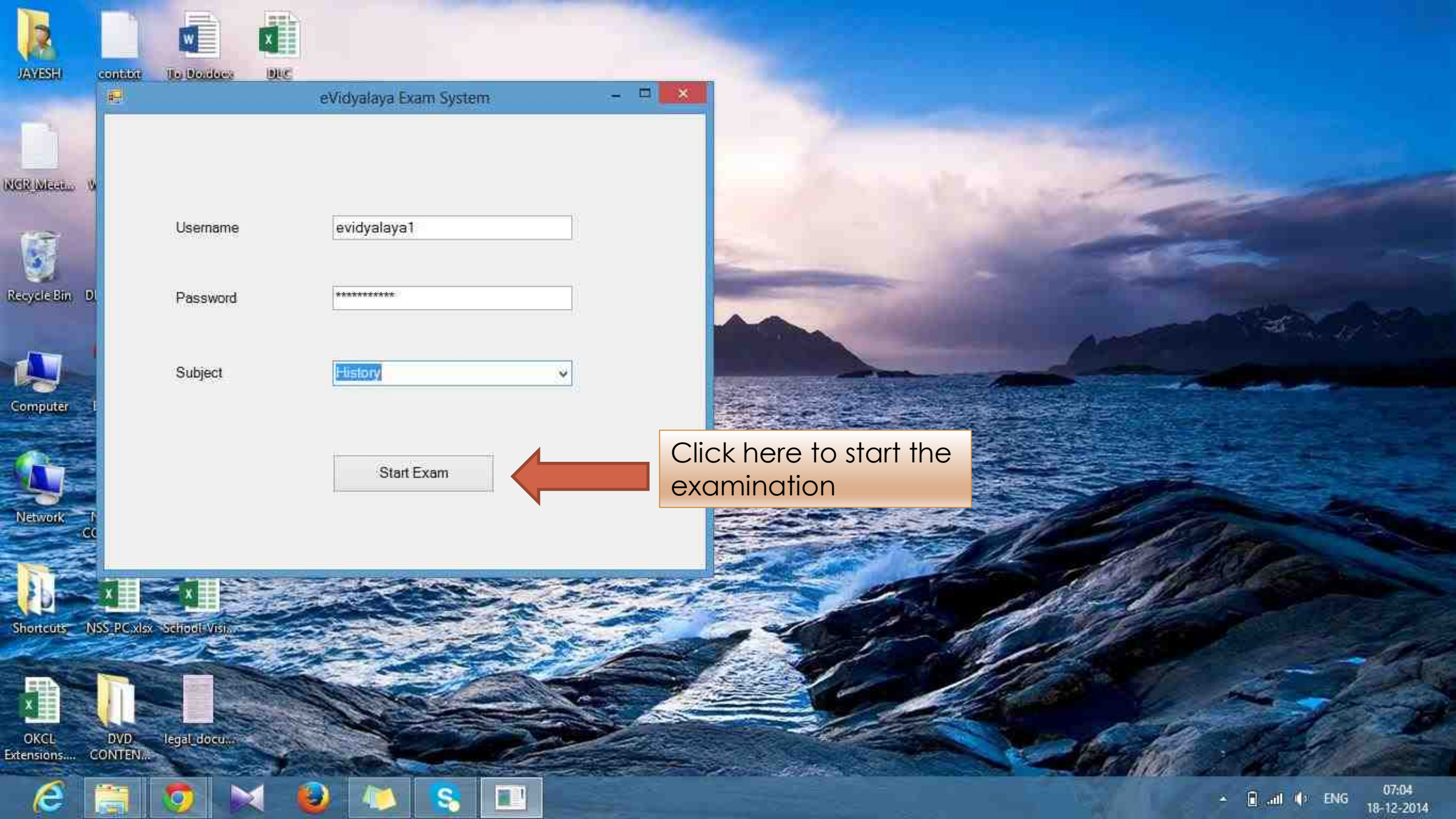
Password

Subject

Select Subject

Communicative English
English Grammar
Geography & Economics
Hindi
History
Life Science
Math
Odia Grammar
Physical Science
Sanskrit

Please choose the subject
in which you need to give
the examination



eVidyalaya Exam System

contibit To Doidoox DLG

Username

Password

Subject

Click here to start the examination



eVidyalaya Examination System

Start Time: 11:01:56

Exam will over at: 11:46:56

Question Number: 1

କେଉଁଠାରେ ଫଳବାସ କେନ୍ଦ୍ର ପ୍ରତିଷ୍ଠା ହୋଇନଥିଲା ? (Where was not a fruit cultivation center set up?)

- ☒ ଅନୁଗୁଳ (Anugul)
- ☐ ପଟାଙ୍ଗୀ (Patangi)
- ☐ ଶି.ଉଦୟଗିରି (G. Udayagiri)
- ☐ କଟକ (Cuttack)

Submit Answer

Total no. of attempts taken: 0

Show Result

Previous Question

Next Question

EXAMINATION

- The examination consists of 50 questions to be solved in 45 minutes
- Each question has 4 options from where the student has to choose the correct option. The student can submit the question by clicking the “Submit Answer” button
- A student can submit an answer multiple times. Accordingly his/her number of attempts taken in answering is shown in right-hand corner
- The question can be browsed via buttons “Previous Question” and “Next Question”

eVidyalaya Examination System

Start Time: 11:01:56

Exam will over at: 11:46:56

Question Number: 1

କେଉଁଠାରେ ଫଳବାସ କେନ୍ଦ୍ର ପ୍ରତିଷ୍ଠା ହୋଇନଥିଲା ? (Where was not a fruit cultivation center set up?)

- ☐ ଅନୁଗୁଳ (Anugul)
- ☒ ପଟାଙ୍ଗୀ (Patangi)
- ☐ ଶିଉରପୁର (G. Udayagiri)
- ☐ କଟକ (Cuttack)

Submit Answer

Total no. of attempts taken: 0

Show Result

Previous Question

Next Question

Please select the correct answer and click on Submit Answer

eVidyalaya Examination System

Start Time: 11:01:56

Exam will over at: 11:46:56

Question Number: 1

କେଉଁଠାରେ ଫଳବାସ ଗଛ ଗ୍ରହଣ କରାଯାଇନାହିଁ ? (Where was not a fruit cultivation center set up?)

- ☐ ଅନୁଗୁଳ (Anugul)
- ☒ ପଟାଙ୍ଗୀ (Patangi)
- ☐ ଶିଉରପୁର (G. Udayagiri)
- ☐ କଟକ (Cuttack)

Submit Answer

Total no. of attempts taken: 1

Show Result

Previous Question

Next Question

It is mandatory to click on this button to submit your answer. Clicking on Next and Previous buttons does not save the answer.

Click here to go to Next question

eVidyalaya Examination System

Start Time: 11:01:56

Exam will over at: 11:46:56

Question Number: 3

ଭାରତର ବିସ୍ମାର୍କ କିଏ ? (who is the Bismark of India?)

- ☒ ସର୍ଦ୍ଦାର ବଲ୍ଲଭଭାଇ ପଟେલ (Sardar Bllava Bhai Patel)
- ☐ ଭି.ପି.ମେନନ (V.P. Menon)
- ☐ ଜବାହରଲାଲ ନେହେରୁ (Jawaharlal Nehru)
- ☐ ଲାଲବାହାଦୁର ଶାସ୍ତ୍ରୀ (Lalbahadur Shastri)

Submit Answer

Total no. of attempts taken: 3

Show Result

Previous Question

Next Question

On submitting the answer the no. of attempts increases

eVidyalaya Examination System

Start Time: 11:01:56

Exam will over at: 11:46:56

Question Number: 3

ଭାରତର ବିସ୍ମର୍କ କିଏ ? (who is the Bismark of India?)

- ☒ ସର୍ଦ୍ଦାର ବଲ୍ଲଭଭାଇ ପଟେଲ (Sardar Bllava Bhai Patel)
- ☐ ଭି.ପି.ମେନନ (V.P. Menon)
- ☐ ଜବାହରଲାଲ ନେହେରୁ (Jawaharlal Nehru)
- ☐ ଲାଲବାହାଦୁର ଶାସ୍ତ୍ରୀ (Lalbahadur Shastri)

Submit Answer

Total no. of attempts taken: 4

Show Result

Previous Question

Next Question

Similarly the next questions
are to be answered

eVidyalaya Examination System

Start Time: 11:01:56

Exam will over at: 11:46:56

Question Number: 9

ହନୁମାନ୍ତ କେଉଁ ରାଜ୍ୟର ରାଜାଥିଲେ ? (which state was Hanwanta Sing the King?)

- ☐ ଜୁନାଗଡ଼(Junagada)
- ☐ ଯୋଧପୁର(Jodhpur)
- ☒ ପଞ୍ଜାବ (Punjab)
- ☐ ଜାମୁକାଶ୍ମିର(Jamukashmir)

Submit Answer

Total no. of attempts taken: 10

Show Result

Previous Question

Next Question

You can click here anytime to
show the current result

eVidyalaya Examination System

Start Time: 11:01:56

Exam will over at: 11:46:56

Examination Result

Total Questions Attempted: 9

Total Correct Answers: 1

Incorrect Answers Given for Questions: 6, 5, 4, 2, 1, 9, 8, 7

Show Questions

The total number of correct answers that you have given is shown here

The question numbers for whom you answered incorrectly are shown here. You can re-submit your answer to these question

Click here to return back to examination mode

eVidyalaya Examination System

Start Time: 11:01:56

Exam will over at: 11:46:56

Question Number: 9

ହନୁମନ୍ତଙ୍କ କେଉଁ ରାଜ୍ୟର ରାଜାଥିଲେ ? (which state was Hanwanta Sing the King?)

- ☐ ଜୁନାଗଡ଼(Junagada)
- ☒ ଯୋଧପୁର(Jodhpur)
- ☐ ପଞ୍ଜାବ (Punjab)
- ☐ ଜାମୁକାଶ୍ମିର(Jamukashmir)

Submit Answer

Total no. of attempts taken: 11

Show Result

Previous Question

Next Question

eVidyalaya Examination System

Start Time: 11:01:56

Exam will over at: 11:46:56

Question Number: 50

ଭାରତୀୟ ମହାକାଶ ଗବେଷଣା ସଂଗଠନ କେବେ ପ୍ରତିଷ୍ଠା ହେଲା ? (When was Indian space research organization set up?)

- ☐ 1969 ମସିହାରେ(In 1969)
- ☐ 1971 ମସିହାରେ(In 1971)
- ☐ 1974 ମସିହାରେ(In 1974)
- ☒ 1976 ମସିହାରେ(In 1976)

Submit Answer

Total no. of attempts taken: 58

Show Result

Previous Question

Next Question

After the last question, the "Next Question" button will show the Result page

eVidyalaya Examination System

Start Time: 11:01:56

Exam will over at: 11:46:56

Examination Result

Total Questions Attempted: 47

Total Correct Answers: 10

Incorrect Answers Given for Questions: 47, 17, 13, 33, 43, 44, 34, 7, 6, 5, 4, 2, 1, 10, 14, 18, 20, 28, 8, 40, 48, 45, 35, 25, 11, 21, 19, 29, 41, 49, 46, 36, 26, 16, 22, 32, 42

Student can re-submit the incorrect questions
and view results again, within the time limit

Show Questions

THANK YOU

For more help please visit www.evidyalaya.org

“Contact Us” Menu